

# Corroline<sup>+</sup> Sanitary & Mini-Sanitary Triclamp (Triclover) Fittings

CORROLINE<sup>+</sup>

## Introduction

There are many different specifications, dimensions and surface finishes for triclamp fittings. Those listed below are the popular fittings, which are stocked as standard fittings by Aflex.

All the alternative fittings can be supplied to special order if the following information can be given;

- Flange diameter D and Outlet diameter I
- Hose size if known, or Aflex can recommend a hose size to suit
- The internal Surface Finish, if it is required to be better than the ASME BPE SF3 surface finish of  $<0.76\mu\text{m.Ra} = <30\mu\text{in Ra}$  non-electropolished.
- Standard (see below) if known.

## Standards

- ASME BPE
- DIN 32676 (types A, B and C are available)
- BS 4825 Pt.3 (equivalent to ASME BPE)
- ISO 1127

**Note:** The fitting design on this page is to the current Old Style (OS) fitting design. An alternative Direct Crimp (DC) fitting option is also available which can be assembled without stripping the rubber at the hose ends, see pg 23.

## End Fitting Materials

- Fittings in AISI 316L = EN 1.4404 = BS 316 S11
- Ferrules, most in Grade 304 SS, some sizes in Grade 316L SS
- Fittings for DIN32676 are available in 1.1435 (316L)
- Fittings in 1.4571, Hastelloy, Monel, PVDF and other materials to special order

## Standard Fittings Available:

Fitting Type	Nominal Hose Size		Flange Diameter D		Outlet Diameter I		Fitting Length A		Specifications	
	in	mm	in	mm	in	mm	in	mm	ASME BPE	DIN 32676
Mini-Sanitary Triclamp Fittings	1/4	6.35	0.984	25.0	0.172	4.37	2.4	61	-SF4	-
	1/4	6.35	0.984	25.0	3/8	9.53	2.4	61	-SF4	Type C
	3/8	9.53	0.984	25.0	3/8	9.53	2.6	66	-SF4	-
	3/8	9.53	0.984	25.0	3/8	9.53	2.6	66	-SF4	Type C
	1/2	12.7	0.984	25.0	5/8	15.88	2.8	72	-SF4	Type C
	1/2	12.7	0.984	25.0	3/8	9.5	2.8	72	-SF4	Type C
	3/4	19.05	0.984	25.0	5/8	15.85	3.1	79	-SF4	Type C
Sanitary Triclamp Fittings	3/4	19.05	1.340	34.0	5/8	15.88	3.0	77	-SF4	Type C
	3/4	19.05	1.340	34.0	0.630	16.0	3.0	77	-	Type A
	1/2	12.7	1.984	50.5	7/8	22.2	2.8	72	-SF4	Type C
	1/2	12.7	1.984	50.5	1 3/8	34.8	2.8	72	-SF4	Type C
	3/4	19.05	1.984	50.5	0.713	18.1	3.0	77	ISO1127	Type B
	3/4	19.05	1.984	50.5	7/8	22.1	3.0	77	-SF4	Type C
	3/4	19.05	1.984	50.5	5/8	15.88	3.0	77	-SF4	Type C
	1	25.4	1.984	50.5	7/8	22.2	3.2	82	-SF4	Type C
	1	25.4	1.984	50.5	1 3/8	34.8	3.2	82	-SF4	Type C
	1 1/2	38.1	1.984	50.5	1 3/8	34.8	3.9	98	-SF4	Type C
	1 1/2	38.1	2.516	64.0	1 7/8	47.6	3.9	98	-SF4	Type C
	2	50.8	2.516	64.0	1 7/8	47.6	4.1	103	-SF4	Type C

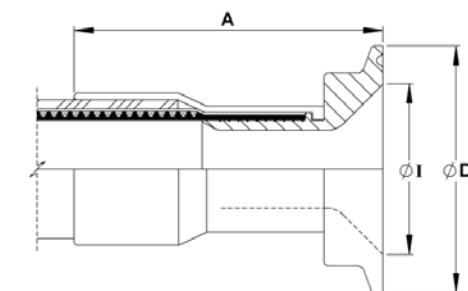
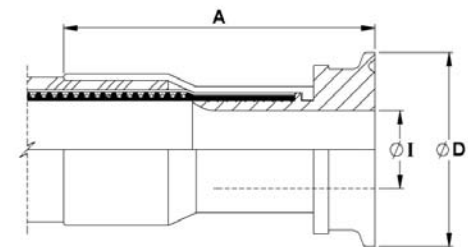
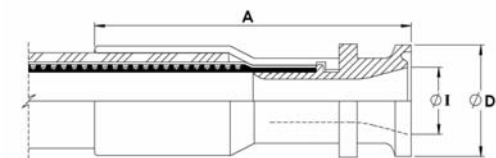
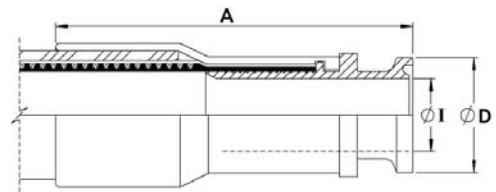
## Temperature and Pressure Ratings

- Pressures up to 16 Bar (230 psi)
- Temperatures up to 120°C (250°F) with EPDM Gaskets
- Temperatures up to 180°C (356°F) with PTFE, Silicone or Viton Gaskets
- Higher Pressures and Temperatures with Special Clamps and Gaskets.

## Internal Surface Finish Specifications

- ASME BPE SF3 (mechanical polish, not electropolished) Surface Finish, Maximum reading:  $<0.76\mu\text{m Ra} = <30\mu\text{in. Ra}$
- ASME BPE SF4 (mechanical polish and electropolished) Surface Finish, Maximum reading:  $<0.375\mu\text{m Ra} = <15\mu\text{in. Ra}$  (SF4 is the highest level of surface finish specified in ASME BPE, and the standard, stocked fittings listed are all to this finish).
- DIN 32676 H4 (mechanical polish, not electropolished) Surface Finish, Average reading:  $<0.4\mu\text{m Ra} = <16\mu\text{in. Ra}$  If the standard SF4 finish is not acceptable, H4 must be requested on the enquiry/order.

**Note:** ASME BPE Triclamp suppliers often quote an 'Average' of surface finish reading only, for example 'average 15 Ra or better', but this is not in accordance with the stricter ASME BPE requirement that a 'Maximum' for individual readings should be complied with.



Mini-Sanitary Triclamp Fittings

Sanitary Triclamp Fittings